

# “O-RING SEAL”

T A P E R E D P I P E T H R E A D

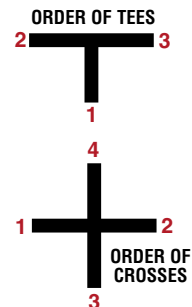
“O-RING SEAL”

## LENZ SPECIAL SHAPES

**How To Order-Bodies Only:** Change the last number of part number from 0 to 5. Example: 760 Assembly becomes 765 Cross Body.

**Crosses**-Indicate part number followed by the tube end size FIRST then the other ends in the order shown in the diagram.

**Tees**-Indicate part number, specify size of tube end FIRST, opposite end SECOND and side outlet THIRD. If there are two tube outlets, specify largest size FIRST. If both female and male outlet on the run, show female size FIRST. This would apply to our 860 tees.



**Note:** When Ordering Lenz Fittings In Stainless Steel Add-SS To The Part Number. Example: 100-12SS

The Lenz Special Shapes shown here are available in standard and special sizes. Only items priced in current supplementary price list are carried in stock. Price and delivery on non-stocked items furnished on request and will depend on the quantity ordered. No quantity is too small for us to handle. We invite your inquiries. See pages 30 and 31 for size and information on fitting outlets.

All Lenz Fittings Conform to J.I.C. Hydraulic Standards


**760 • Cross**  
Tube End-Tube End-  
Male Pipe End-  
Male Pipe End




**770 • Cross**  
Tube End-Tube End-  
Female Pipe End-  
Female Pipe End



**780 • Cross**  
Tube End-Male Pipe End-  
Male Pipe End-  
Male Pipe End



**790 • Cross**  
Tube End-Female Pipe End-  
Female Pipe End-  
Female Pipe End



**870 • Tee**  
Male Pipe End-  
Female Pipe End-  
Tube Side Outlet



**880 • Tee**  
Tube End-  
Female Pipe End-  
Male Pipe Side Outlet



**890 • Tee**  
Tube End-  
Male Pipe End-  
Male Pipe Side Outlet



**910 • Tee**  
Tube End-  
Male Pipe End-  
Female Pipe Side Outlet



**920 • Tee**  
Female Pipe End-  
Female Pipe End-  
Tube Side Outlet



**930 • Tee**  
Tube End-  
Female Pipe End-  
Female Pipe Side Outlet



**990 • Male Bulkhead**  
Tube End-  
Male Pipe End



Maximum Bulkhead Thickness 1/2"

**Note:** Only items in current supplementary price list are carried in stock. Price and delivery of non-stock items furnished on request and will depend on quantity ordered.

LENZ • P.O. BOX 1044 • DAYTON, OHIO 45401-1044 • PHONE: 937/277-9364 • FAX: 937/277-6516  
OFFICE & FACTORY • 3301 KLEPINGER ROAD • DAYTON, OHIO 45406-1842  
INTERNET: <http://www.lenzinc.com>

# TUBING

## ( SPECIFICATIONS & IDENTIFICATION )

### LENZ HYDRAULIC STEEL TUBING Dead Soft • Fully Annealed • Bright Finish

Superior grade tubing selected for excellence of bending and flaring. The formula given below is determined with the flow calculated to give nominal pressure drop through tubing having the diameter and wall thickness as indicated in the table to left. This flow is based on a velocity of 15 feet per second and fluids having a maximum viscosity of 315 S.S.U.

#### Formula

$$GPM = \frac{\pi D^2 \times 15}{1.283} = 36.69 \times D^2$$

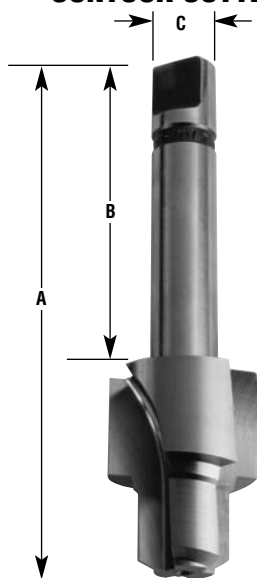
\*D = Inside Diameter of Tubing

Furnished in 12 Ft. Lengths-Longer Lengths On Request.  
\*\*Safety Factor of 5 means that the tubing will burst at 5 times the working pressure indicated.

### Lenz Hydraulic Steel Tubing

Size No.	O.D.	I.D.	Wall Thickness	G.P.M. Flow	Working Pressure
4.035	1/4"	.180	.035	1.2	2800
4.049	1/4"	.152	.049	.85	3920
5.035	5/16"	.242	.035	2.15	2240
5.049	5/16"	.214	.049	1.68	3136
6.035	3/8"	.305	.035	3.45	1867
6.049	3/8"	.277	.049	2.82	2613
6.065	3/8"	.245	.065	2.2	3467
8.035	1/2"	.430	.035	6.79	1400
8.049	1/2"	.402	.049	5.92	1960
8.065	1/2"	.370	.065	5.03	2600
10.049	5/8"	.527	.049	10.2	1568
10.065	5/8"	.495	.065	9.0	2080
10.095	5/8"	.435	.095	6.94	3040
12.049	3/4"	.652	.049	15.6	1307
12.065	3/4"	.620	.065	14.1	1733
12.095	3/4"	.560	.095	11.5	2533
12.109	3/4"	.532	.109	10.4	2907
14.049	7/8"	.777	.049	22.1	1120
14.065	7/8"	.745	.065	20.4	1486
14.095	7/8"	.685	.095	17.2	2171
16.065	1"	.870	.065	27.8	1300
16.095	1"	.810	.095	24.1	1900
16.120	1"	.760	.120	21.2	2400
20.065	1 1/4"	1.120	.065	46.0	1040
20.095	1 1/4"	1.060	.095	41.2	1520
20.120	1 1/4"	1.010	.120	37.4	1920
24.095	1 1/2"	1.310	.095	63.0	1267
24.120	1 1/2"	1.260	.120	58.1	1600

### PCC LENZ S.A.E. PORT CONTOUR CUTTERS



### PCT LENZ PRECISION S.A.E. PORT THREAD TAPS



These tools have three flutes which form the standard internal O-Ring Boss for straight thread tube fittings. Standard in high-speed steel. Carbide tipped available on special order. Four flute cutters available on special order.

### PCC-LENZ S.A.E. Port Contour Cutter

Part No.	Tube O.D.	Thread Size	"A" Overall Length	"B" Shank Length	"C" Shank Dia.
PCC-2	1/8"	5/16"-24	3 <sup>23</sup> / <sub>32</sub> "	2 <sup>11</sup> / <sub>64</sub> "	.500
PCC-4	1/4"	7/16"-20	3 <sup>25</sup> / <sub>32</sub> "	2 <sup>5</sup> / <sub>32</sub> "	.500
PCC-5	5/16"	1/2"-20	3 <sup>27</sup> / <sub>32</sub> "	2 <sup>7</sup> / <sub>32</sub> "	.500
PCC-6	3/8"	9/16"-18	3 <sup>29</sup> / <sub>32</sub> "	2 <sup>5</sup> / <sub>64</sub> "	.500
PCC-8	1/2"	3/4"-16	3 <sup>31</sup> / <sub>32</sub> "	2 <sup>1</sup> / <sub>16</sub> "	.500
PCC-10	5/8"	7/8"-14	3 <sup>31</sup> / <sub>32</sub> "	1 <sup>53</sup> / <sub>64</sub> "	.750
PCC-12	3/4"	1 1/16"-12	4 1/8"	1 <sup>55</sup> / <sub>64</sub> "	.750
PCC-14	7/8"	1 3/16"-12	4 1/8"	1 <sup>27</sup> / <sub>32</sub> "	.750
PCC-16	1"	1 5/16"-12	4 1/8"	1 <sup>27</sup> / <sub>32</sub> "	.750
PCC-20	1 1/4"	1 5/8"-12	4 1/8"	1 <sup>53</sup> / <sub>64</sub> "	1.000
PCC-24	1 1/2"	1 7/8"-12	4 1/8"	1 <sup>13</sup> / <sub>16</sub> "	1.000
PCC-32	2"	2 1/2"-12	4 1/4"	1 <sup>29</sup> / <sub>32</sub> "	1.000

### PCT • LENZ Precision S.A.E. Port Thread Taps

Part Number	Tube O.D.	Thread Size
PCT-2	1/8"	5/16"-24
PCT-4	1/4"	7/16"-20
PCT-5	5/16"	1/2"-20
PCT-6	3/8"	9/16"-18
PCT-8	1/2"	3/4"-16
PCT-10	5/8"	7/8"-14
PCT-12	3/4"	1 1/16"-12
PCT-14	7/8"	1 3/16"-12
PCT-16	1"	1 5/16"-12
PCT-20	1 1/4"	1 5/8"-12
PCT-24	1 1/2"	1 7/8"-12
PCT-32	2"	2 1/2"-12